

## **taraPLUS**

### THE PROVEN SUPPORT ARM SYSTEM

#### **IP 54**

#### **The key product features:**

- Profile cross-sections: round Ø 48 and 70 mm. rectangular 40x60 mm
- System parts material: diecast aluminium, powder coating, RAL 7040
- Suspension profile material: drawn steel, powder coating, RAL 7035
- Various connections available
- Support profiles: a combination of round and/or rectangular tubes
- Various couplings available
- Simple and quick adjustment with set screws
- Can be used with all ROLEC control enclosures
- Possible to route connectors such as HDMI, patch cable, USB, etc. (not for DVI connectors)
- Gasket: chloroprene (CR)

---

The taraPLUS suspension arm system was developed for light to medium loads. It is quick and easy to assemble on site. The large openings in the system parts allow cables to be easily fed through. The special design combines round and square profiles, thereby achieving high static equilibrium. taraPLUS is a tried and trusted system which is tested to IP 54 protection class.

#### **Principle**

Many variants, closed system with easy access to system parts for light to medium loads.

#### **Additional info**

Simple alignment of the system

Easy installation of the cables

Special design due to the combination of rectangular and round tubes

#### **Material/coating**

System elements: Die-cast aluminium

EN AN-44300 DIN EN 1706

(GD Al Si 12/DIN 1725)

Powder coating RAL 7040, window grey

Optional: Special colours

Suspension pipes: Fe

Powder coating RAL 7035, light grey

Optional: Special colours

Bellows: PVC, RAL 7035, light grey

#### **Cable routing**

48 mm pipe = 42 mm Ø

70 mm pipe = 62 mm Ø

60/40 mm pipe = 54 x 34 mm



<https://rolec-enclosures.co.uk>



















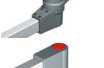
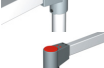







Our *passion* is enclosures.












**Ingress protection**

IP 54 EN 60529

**Torque for cutting ring screws**

30 Nm = 3 kg/m

| Photo   | No.         | Type                           | Length L | Width W | Height H | Gasket H | Optional available |
|---|-------------|--------------------------------|----------|---------|----------|----------|--------------------|
|    | 144.300.250 | Round tube Ø48 250 mm          | 0        | 0       | 0        |          | -                  |
|    | 144.300.500 | Round tube Ø48 500 mm          | 0        | 0       | 0        |          | -                  |
|    | 144.300.750 | Round tube Ø48 750 mm          | 0        | 0       | 0        |          | -                  |
|    | 144.301.000 | Round tube Ø48 1000 mm         | 0        | 0       | 0        |          | -                  |
|    | 144.310.500 | Rectangular tube 60/40x500 mm  | 0        | 0       | 0        |          | -                  |
|    | 144.310.750 | Rectangular tube 60/40x750 mm  | 0        | 0       | 0        |          | -                  |
|    | 144.311.000 | Rectangular tube 60/40x1000 mm | 0        | 0       | 0        |          | -                  |
|    | 144.311.500 | Rectangular tube 60/40x1500 mm | 0        | 0       | 0        |          | -                  |
|    | 144.320.250 | Round tube Ø70 250 mm          | 0        | 0       | 0        |          | -                  |
|   | 144.320.500 | Round tube Ø70 500 mm          | 0        | 0       | 0        |          | -                  |
|  | 144.321.000 | Round tube Ø70 1000 mm         | 0        | 0       | 0        |          | -                  |
|  | 144.321.500 | Round tube Ø70 1500 mm         | 0        | 0       | 0        |          | -                  |
|  | 144.322.000 | Round tube Ø70 2000 mm         | 0        | 0       | 0        |          | -                  |
|  | 149.005.000 | Socket joint                   | 0        | 0       | 0        |          | -                  |
|  | 149.005.001 | Socket joint, vertical         | 0        | 0       | 0        |          | -                  |
|  | 149.010.000 | Wall joint                     | 0        | 0       | 0        |          | -                  |
|  | 149.010.001 | Wall joint, vertical           | 0        | 0       | 0        |          | -                  |
|  | 149.015.000 | Intermediate joint             | 0        | 0       | 0        |          | -                  |
|  | 149.020.000 | Elbow 48                       | 0        | 0       | 0        |          | -                  |
|  | 149.020.001 | Elbow 70                       | 0        | 0       | 0        |          | -                  |
|  | 149.021.000 | QUADRO 50 elbow                | 0        | 0       | 0        |          | -                  |
|  | 149.025.001 | Coupling A                     | 0        | 0       | 0        |          | -                  |
|  | 149.025.002 | Console coupling               | 0        | 0       | 0        |          | -                  |
|  | 149.025.003 | Console coupling A, upright    | 0        | 0       | 0        |          | -                  |
|  | 149.025.004 | Console coupling A, hanging    | 0        | 0       | 0        |          | -                  |

| Photo  | No.         | Type                              | Length L | Width W | Height H | Gasket H | Optional available |
|--|-------------|-----------------------------------|----------|---------|----------|----------|--------------------|
|   | 149.025.500 | Coupling, hanging                 | 0        | 0       | 0        |          | -                  |
|   | 149.025.501 | Coupling, upright                 | 0        | 0       | 0        |          | -                  |
|   | 149.030.000 | Base 48                           | 0        | 0       | 0        |          | -                  |
|   | 149.030.001 | Base 70                           | 0        | 0       | 0        |          | -                  |
|   | 149.035.000 | Elbow coupling                    | 0        | 0       | 0        |          | -                  |
|   | 149.035.001 | Elbow coupling A                  | 0        | 0       | 0        |          | -                  |
|   | 149.035.002 | Elbow console coupling            | 0        | 0       | 0        |          | -                  |
|   | 149.035.003 | Elbow console coupling A, upright | 0        | 0       | 0        |          | -                  |
|   | 149.035.005 | Elbow console coupling A, hanging | 0        | 0       | 0        |          | -                  |
|   | 149.040.000 | Tube rotation joint               | 0        | 0       | 0        |          | -                  |
|  | 149.045.000 | Wall inclination coupling         | 0        | 0       | 0        |          | -                  |