

## **taraSMART**

### THE DESIGN SUPPORT ARM SYSTEM

#### **IP 54**

#### **The key product features:**

- System components: diecast aluminium, RAL 7035 light grey
- Covers: thermoplast, RAL 7016, anthracite grey
- Support profiles: extruded aluminium, rectangular and round tube □ 48 mm, silver anodised
- Can be used with all ROLEC control enclosures
- Possible to route connectors such as HDMI, patch cable, USB, etc.
- Gasket: Chloroprene (CR)

---

taraSMART is a sophisticated suspension arm system for modern machine construction. The perfect symbiosis of technical design and sophistication. It offers sufficient space for routing HDMI or DVI cables, or network plugs. Installation is quick and easy, thanks to the familiar, tried and tested technology. The coupling variants of the system enable the connection of both narrow and deep control enclosures. Thanks to the Ø48 bracket, the straightforward connection of panel PCs with a round tube frame can take place without additional adapters.

To configure this product, please [contact us without obligation. We are happy to help.](#)

#### **Principle**

Economic, compact and elegant designer suspension arm system for light to medium loads

#### **Additional information**

Connection of HMI/control enclosures from leading manufacturers with a round tube frame (such as Siemens, Beckhoff, B&R) possible

The generous cable routing offers an optimum connection with all interfaces, sufficient space is available for a range of cables and connectors

Horizontal alignment of the complete system assembly possible at all joints!

#### **Material/coating**

Die-cast aluminium alloy, powder coated RAL 7035 light grey

Optional: Special colours

Support profiles: Extruded aluminium profile, silver anodised

Ø48 round tubes: steel, silver coated

Covers: Thermoplast, RAL 7016, anthracite grey

#### **Gasket**

Chloroprene O-ring gasket (CR)

### **Cable routing**

Suitable for HDMI, patch cables, DVI, USB, cold-device plugs, etc.

### **Ingress protection**























IP 54 / EN 60529

### **ROLEC service**

Avail of our [Full Service Offer for installation-ready products](#)

### **Configuration**

If you have any questions or require individual configuration, your [field service contact](#) will be happy to assist

Photo	No.	Type	Length L	Width W	Height H	Gasket H	Optional available
	141.005.000	Socket joint	0	0	0		-
	141.005.001	Socket joint, vertical	0	0	0		-
	141.010.000	Wall joint	0	0	0		-
	141.010.001	Wall joint, vertical	0	0	0		-
	141.015.000	Intermediate joint	0	0	0		-
	141.020.000	Elbow profile	0	0	0		-
	141.020.001	Elbow Ø48	0	0	0		-
	141.025.000	Coupling profile	0	0	0		-
	141.025.001	Coupling Ø48	0	0	0		-
	141.025.500	Panel coupling profile	0	0	0		-
	141.025.501	Panel coupling Ø48	0	0	0		-
	141.030.000	Base	0	0	0		-
	142.000.005.	VESA adaptor	0	0	0		-
	142.024.000.	Siemens adaptor	0	0	0		-
	144.500.250	Support profile 250 mm	0	0	0		-
	144.500.500	Support profile 500 mm	0	0	0		-
	144.500.750	Support profile 750 mm	0	0	0		-
	144.501.000	Support profile 1000 mm	0	0	0		-
	144.510.250	Round tube Ø48 250 mm	0	0	0		-
	144.510.500	Round tube Ø48 500 mm	0	0	0		-
	144.510.750	Round tube Ø48 750 mm	0	0	0		-
	144.511.000	Round tube Ø48 1000 mm	0	0	0		-